



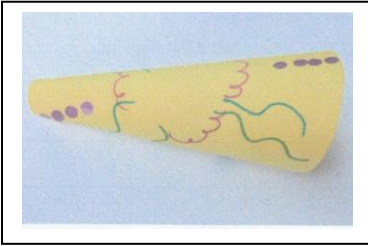
Messy Church at Home: September

Trusting is Believing by Leyla Wagner & Marty Drake

with help from Janet King & Janet Matterface *(and thanks to Messy Church)*

Activities

Keep shouting

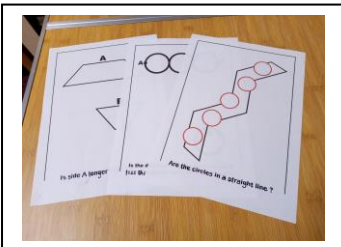


You will need: From your craft bag – Coloured card, stickers. Also, a plate to draw round, scissors, felt-tip pens, sticky tape

In today's Bible story, a blind man called Bartimaeus shouted out to get Jesus' attention. Other people in his town ignored him but he kept on shouting until Jesus heard him. Have you ever felt that no-one was listening to you? Jesus always listens when we call out to him.

Draw a circle on your piece of card using a plate to draw round. Cut out the circle. Fold the circle in half and then in half again. Cut along one of the folds into the centre of the circle. Decorate it using felt tip pens and stickers. Roll it into a cone shape and secure it in place with some sticky tape. See if it makes your voice louder!

Hidden surprise




You will need: From your craft bag – The optical illusions pictures, the small ruler

Imagine what it must have been like for Bartimaeus to not be able to see at all. Then think about what everything must have looked like to him when he could see for the first time.

Look at the optical illusion pictures. See if you can work out each one, use the ruler to check the measurements.

Grab bag




You will need: From your craft bag – The bag with different shaped objects in it, the sock. Also, a scarf or something to use as a blindfold.

People who are blind have to use their other senses like touch and hearing to try and understand what is happening around them.

Put the various objects into the sock. Blindfold someone from your family or your friends and get them to try and decide what each object is just by using their hands to feel it.

Persistence pays off




You will need: From your craft bag – The paper with the road map on it, the pom-pom, the drinking straw.

Sometimes it's difficult to keep praying to God for something when He doesn't seem to be answering you. He may be just asking you to wait, or he may be saying that what you are asking for is not the right thing. He does want us to be persistent in praying.

Place your pom-pom on one end of the road. Take your straw and try and carefully blow the pom-pom along the road without it leaving the line until you get to the end. You will need to be persistent to finish the course.

Reading by touch



You will need: From your craft bag – The sheet with blank domino shapes printed on it, the strip with the Braille alphabet printed out, small sticky jewels.

Bartimaeus had faith that Jesus could make him able to see and Jesus showed mercy on him when he healed him.

Some people who are blind use a way of reading using touch and raised bumps called Braille. Use the alphabet strip to make the words Mercy and Faith on your blank shapes sheet then close your eyes and see if you can read which letter is which.

Celebration Time

Sing: Oh, it's great, great, brill, brill, skill, skill, to have a friend like Jesus

Watch: this version of the story of Blind Bartimaeus

<https://www.youtube.com/watch?v=wN74YUDW57Q>

Read: The Bible story from Mark chapter 10 verses 46 - 52

<https://www.biblegateway.com/passage/?search=Mark+10%3A46+-+52&version=CEV>

Talk:

- Who are the people that teach you about faith?
- How do we help or hinder people from moving towards Jesus?
- What does it mean to see something with new eyes?

Pray: Father God, thank you that you hear us when we talk to you in prayer. Help us to keep talking to you about the things that matter to us, the things that worry us, the things that make us sad or angry. We particularly pray for people in our town and our country who don't always get listened to because they aren't always thought to be important enough. Help us to speak up for them when we can. Amen